



The Sandpaper Letters

Template in A4 - Cursive

Included in this PDF:

The 26 letters of the English Alphabet in Cursive. Cut them and use them as a template to make your own Sandpaper Letters!

Instructions:


- Print each page single-sided
- Cut each letter and trace them backwards on sandpaper
- Cut the sandpaper letters and glue them to a wooden panel

How you can support The Montessori Journal:

- Please share our website with others
- Please sign up to our email list to have materials sent directly to you
- Please follow us on social Media



Age Range:
2 ½ to 4 years



Area:
Language



Use:
Home or Classroom



a

ra

c





rc

2

3

4

5



m

m

e

e

Q

R

S

T

u u

u u

u u

u u

